

# CHEM\*1050 Winter 2009

## Student Course Information

<b>Course Coordinator:</b>	
Dr. John D. Goddard                      MACN 340	
<a href="mailto:jgoddard@uoguelph.ca">jgoddard@uoguelph.ca</a>	
<b>Lecturers:</b>	
Dr. Lori Jones                              MACN 331	Section 1      ROZH 104 MWF 12:30-13:20
<a href="mailto:lojones@uoguelph.ca">lojones@uoguelph.ca</a>	
Dr. Nick Westwood                      MACN 124	Section 2      ROZH 104 TuTh 08:30-09:50
<a href="mailto:westwood@uoguelph.ca">westwood@uoguelph.ca</a>	
Dr. Dan Thomas                              SCIE 2504	Section 3      WMEM 001 MWF 15:30-16:20
<a href="mailto:dfthomas@uoguelph.ca">dfthomas@uoguelph.ca</a>	

### 1. Required Materials

- (a) **Textbook package.** "General Chemistry", 9<sup>th</sup> ed. Ebbing and Gammon, Houghton Mifflin Co. 2009; "Students Solutions Manual General Chemistry" Bookin, Ebbing and Gammon, Houghton Mifflin Co. 2009; and "Eduspace Web passkey booklet". These three items are shrink-wrapped together and may be purchased in the University Bookstore. This is the same package as was used in CHEM\*1040 in Fall 2008.
- (b) Laboratory Manual for CHEM\*1050. Purchased in the Department, SCIE 3104. Safety goggles (not safety glasses). Purchased in the Department, SCIE 3104.
- (c) A lab coat is required.
- (d) Electronic calculator with  $\ln$ ,  $\exp$  or  $e^x$ ,  $\log_{10}$  and  $10^x$  functions. Calculators or notebook computers capable of storing text information are not allowed in examinations.

## 2. Laboratory

- (a) Note that you attend a laboratory **EVERY WEEK**. Labs begin in Week 2 on Monday, January 12. Bring your lab manual. The laboratory is a required part of the course.
- (b) **Laboratory Time**  
As proof that you are registered in the lab, you must bring a computer printout dated Jan. 05, 2009 or later of "My Class Schedule" from WebAdvisor to your first lab.
- (c) **Quizzes**  
A brief quiz will be held at the beginning of some of the laboratory periods. See the Laboratory Schedule for details. These quizzes count towards your laboratory grade, and will usually be based on the experiment that you are about to perform.
- (d) **Laboratory Reports**  
Laboratory reports are due exactly one week after the lab. Submit the report to your demonstrator at the beginning of the next laboratory period.
- (d) **Laboratory Exemptions.**  
DEADLINE: Tuesday, January 6.  
Students who are repeating CHEM\*1050 and who obtained a lab grade of **at least 60 per cent** but who fail the course as a whole may apply for a laboratory exemption. The laboratory work must have been completed during one of the three preceding semesters in which the course was offered. Apply online at [www.chemistry.uoguelph.ca/labexemption](http://www.chemistry.uoguelph.ca/labexemption).

## 3. Web Site

The CHEM\*1050 site on Blackboard is an integral part of the course and must be accessed several times per week. All important announcements for the course will be made on the website.

The web site can be accessed through the portal at **http://courselink.uoguelph.ca**. Your **Blackboard ID** is your Central Email Account Login ID (that part of your assigned University of Guelph e-mail address before the @ sign) and your **password** is your Central Email Account Password. The first page is "My CourseLink " which will list all your Blackboard courses including CHEM\*1050.

#### 4. Help

- (a) Your professor will be available at certain times for consultation and help. Office hours will be announced at the first lecture.
- (b) **Lecture and Lab Help.** Available in the First Year Chemistry Learning Centre (SCIE 3104). A graduate teaching assistant will be available to assist you with lecture or laboratory material. The Learning Centre schedule is posted on the CHEM\*1050 Blackboard page.

- (c) Supported Learning Groups (SLGs)

SLGs are regularly scheduled small group study sessions. Attendance is voluntary and open to all students enrolled in the course. The study groups are facilitated by successful senior students who have recently taken the course. SLG leaders attend all lectures, take notes and work with faculty and staff to create study activities that integrate course content with effective approaches to learning. Students who attend SLG sessions have an opportunity to apply and demonstrate their understanding of course concepts in a safe practice environment. The group study format exposes students to various approaches to learning, problem-solving, and exam preparation. The session times and locations will be available at the SLG web site. There is a link to the SLG page on the CHEM\*1050 Blackboard page. These sessions have proven very helpful for students.

- (d) CHEM\*1050 Blackboard contains a variety of materials to assist you with the course. There are practice quizzes and examinations, an animation on electrochemical cells, many examples of problems with full solutions, a question of the week, and much more.

#### 5. Examinations and Grades

- (a) The course grade will be calculated as follows:

Midterm	28%
Final Examination	40%
Laboratory	20%
Four Online Quizzes	8%
On line "WebAssign" Homework	4%

- (b) Quiz , Online “WebAssign” Homework and Midterm Examination.

**Quizzes**

The quizzes are delivered on the Blackboard. You may use the textbook and any notes when attempting the quizzes. The maximum benefit from the quizzes will be obtained if you do them on your own and under examination conditions. The quizzes are 75 minutes in duration and will be available on the dates listed below from 01:00 Tuesday until 23:55 Thursday. Answers and help for questions on your quiz may be accessed on the Friday, Saturday and Sunday of the quiz week. Each quiz can only be accessed at these times. If a quiz is not attempted, a grade of zero will be assigned. Do not leave your quiz attempt until the last day!

Quiz#1	Thermochemistry and Entropy.	Jan. 27 - Jan. 29
Quiz#2	Redox and Electrochemical Cells.	Mar. 03- Mar. 05
Quiz#3	Electrochemistry.	Mar. 17 - Mar. 19
Quiz#4	Kinetics.	Mar. 31 - Apr. 02

**Online “WebAssign” Homework**

Home work assignments are delivered in Weeks 3 to 10 through “WebAssign” on the Eduspace website. Use your Eduspace passkey to access this site. Assignments are due 23:59 on Wednesdays. Further details are provided on the course Blackboard website.

**Midterm Examination**

**Saturday, February 07, 9:30 - 11:00 a.m.** Room assignments will be posted in SCIE near the first year lab rooms, and on the CHEM\*1050 Blackboard page. **Midterm Conflict:** Apply in writing to the course coordinator during the week of Jan. 26 – Jan. 30 1 to write the **Alternate Midterm on Thursday Feb. 05, 17:30.** Include your name, ID, and reason for conflict and leave the application in the folder on the door of MACN 340. If you are not contacted the week of the examination, your application to write the alternate midterm has been approved. The rooms for the alternate midterm will be posted on the Blackboard site.

- (c) All examinations will be closed book, with no written or printed materials of **any** kind permitted. Computers or calculators capable of storing text information or formulas are not allowed in examinations.

**6. Policy on Missed Examinations**

A grade of zero will be assigned for any missed examination except for valid medical or compassionate reasons.

**Missed Midterm Exam.** For a missed midterm examination, documentation must be given to your professor in person. There is no need to consult a doctor to obtain a note. However, if you have consulted a medical practitioner because of illness or injury, the doctor's note is acceptable documentation. In the case of a missed midterm, if a valid reason for missing the midterm is received, the percent value of the midterm will be added to the final examination.

**No make-up midterm will be given.**

**Missed Final Exam.** Consult the Undergraduate Calendar and your Program Counsellor.

## 7. Lecture Schedule

Lecturers will cover the same material but may do so in a different order. Thus it is important that you attend your assigned lecture section throughout the semester. Please read the appropriate sections in the text before lectures.

Week / Date		Topics	Text Reference
Weeks 1-5 Jan.05-Feb. 06		Energy, Heat, Enthalpy, Work, Thermochemical Equations, Calorimetry, Hess's Law, Standard Enthalpies of Formation, Fuels.  Bond Enthalpies. Energetics of ionic compounds.  Entropy and Free Energy, Thermodynamics and Equilibrium. Bioenergetics.	Ch 6, 6.1-6.9 Ch. 18, 18.1  Ch 9, 9.11 Ch.9, 9.1  Ch 18, 18.2-18.5 Ch.18, 18.6-18.7
<b>Feb. 07, 9:30-11:00</b>	<b>Midterm Exam</b>	<b>Weeks 1 to 5 and corresponding problem assignments.</b>	
Week 6 Feb. 09-13		Redox processes, half-reactions, balancing redox reactions.	Ch 19, 19.1
Feb. 16-20		<b>WINTER BREAK</b>	
Weeks 7-9 Feb. 23 to Mar.13		Voltaic cells, Cell notation, Electromotive force (emf), Standard Cell emfs, Standard Electrode Potentials, Equilibrium constants from emfs, The Nernst equation, Commercial Voltaic cells, Electrolysis.	Ch 19, 19.2-19.3 Ch 10, 19.4-19.5  Ch 19, 19.6 Ch 19, 19.7 Ch 19, 19.8 Ch 19, 19.9-19.11
Weeks 10-12 Mar. 16 to Apr. 03		Reaction Rate, Experimental Kinetics, Rate and Concentration, Rate Laws, Temperature and Rate, Arrhenius, Reaction Mechanisms. Catalysis. Radioactive decay	Ch 13, 13.1-13.2 Ch.13, 13.3-13.4 Ch.13, 13.5-13.6 Ch.13, 13.7-13.8 Ch.13, 13.9 Ch 20, 20.4

### **Midterm Examination, Saturday, Feb. 07, 09:30 - 11:00 a.m.**

The midterm exam will consist of multiple choice questions, short answer questions, and problems similar to those in the problem assignments.

### **Final Examination, Saturday, Apr. 18, 02:30-04:30 p.m.**

This examination covers the entire course.

**8. Laboratory Schedule.**

CHEM\*1050 W2009

Week 1 Jan.05-09	There are no CHEM*1050 laboratories in Week 1.	
Week 2 Jan. 12-16	All students must bring a printout of "My Class Schedule". Check-in and Safety in the Laboratory (WHMIS). Bring a lab manual. The safety training is mandatory and a legal requirement.	No Quiz
Week 3 Jan. 19-23	Experiment 1 - Enthalpy of formation Quiz on WHMIS and on Experiment 1.	Quiz
Week 4 Jan. 26-30	Experiment 2 - Measurement of an Equilibrium Constant SCIE 2101, 2102, 2103 Experiment 3 - Determination of $\Delta G^\circ$ , $\Delta H^\circ$ , $\Delta S^\circ$ SCIE 2104, 2108, 2109	Quiz Quiz
Week 5 Feb. 2-Feb. 6	Experiment 3 - Determination of $\Delta G^\circ$ , $\Delta H^\circ$ , $\Delta S^\circ$ SCIE 2101, 2102, 2103 Experiment 2 - Measurement of an Equilibrium Constant SCIE 2104, 2108, 2109	Quiz Quiz
Week 6 Feb. 09-13	Experiment 4 - Begin Oxidation and Reduction Part A SCIE 2101, 2102, 2103 Part B SCIE 2104, 2108, 2109	No Quiz
Feb. 16-20	WINTER BREAK	
Week 7 Feb. 23- 27	Experiment 4 - Finish Oxidation and Reduction Part B SCIE 2101, 2102, 2103 Part A SCIE 2104, 2108, 2109	Quiz
Week 8 Mar.02- 06	Experiment 5 - Galvanic Cells	Quiz
Week 9 Mar.09-13	Experiment 6 – Electrolysis	Quiz
Week 10 Mar.16-20	Experiment 7 - Chemical Kinetics	No Quiz
Week 11 Mar. 23-27	Clean-up	
Week 12 Mar.30-Apr.03	Check Final Lab Grades	

## 9. Problems

Problems are assigned to reinforce the principles covered in lectures, to help you to develop problem-solving skills, and to check your own knowledge. Work done on the problems is not graded, but there is a good correlation between mastering the problems on a week-by-week basis and performance in the course as a whole.

### **Work the problems in the week that the material is covered in lectures.**

A common reason why students fail first year Chemistry is that they fall so far behind with the material that they never catch up. Lectures become harder to comprehend without the reinforcement of constant practice.

**Work the problems first then look at the solutions.** Working from the solutions is **not** useful for learning.

### **Solutions to problems**

The detailed solutions to the problems are in the Student Solutions Manual which is included with the text. The Student Solutions Manual also will be on two-hour reserve in the library along with several copies of the text.

## PROBLEMS

### **I Thermochemistry, Bond Enthalpies, Entropy and Free Energy, Thermodynamics and Equilibrium. Weeks 1 to 5.**

**Text:** 6.35, 6.39, 6.51, 6.55, 6.61, 6.67, 6.69, 6.71, 6.75, 6.79, 6.81, 6.93, 6.95, 6.103, 6.109, 6.117, 6.139.  
18.23, 18.25, 18.27, 18.29, 18.31, 9.85, 18.35, 18.39, 18.43, 18.47, 18.51, 18.61, 18.65, 18.69, 9.101, 9.109, 18.73, 18.75, 18.83, 18.85, 18.89, 18.97, 18.101, 9.110, 18.121.

### **II Electrochemistry. Weeks 6 to 9.**

**Text:** 19.25, 19.33, 19.39, 19.41, 19.43, 19.45, 19.47, 19.51, 19.53, 19.55, 19.59, 19.61, 19.63, 19.67, 19.71, 19.75, 19.79, 19.83, 19.85, 19.87, 19.91, 19.93, 19.95, 19.101, 19.105, 19.111, 19.113, 19.117, 19.119, 19.123, 19.141.

### **III Chemical Kinetics. Weeks 10 to 12.**

**Text:** 13.31, 13.33, 13.41, 13.45, 13.49, 13.53, 13.55, 13.57, 13.59, 13.63, 13.69, 13.71, 13.75, 13.79, 13.81, 13.85, 13.99, 13.101, 13.105, 13.107, 13.117, 13.119, 13.125, 13.143.  
20.27, 20.61, 20.63, 20.67, 20.75.

## I Conceptual and Integrated Problems

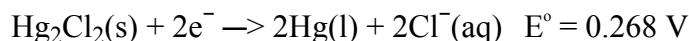
To check an answer or for help with any of these problems, please see your professor or go to the First Year Chemistry Learning Centre.

1. Given:	Bond Enthalpies, $\text{kJ}\cdot\text{mol}^{-1}$	Enthalpies of Formation, $\text{kJ}\cdot\text{mol}^{-1}$
	O-H 463	$\text{OH}^{-}(\text{aq})$ -229.9
	H-H 436	$\text{H}_2\text{O}(\text{l})$ -285.8
		$\text{H}_2\text{O}(\text{g})$ -241.8

Calculate  $\Delta H$  for each of the following reactions.

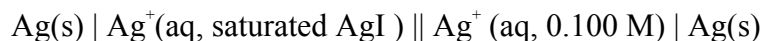
- $\text{H}_2(\text{g}) + \frac{1}{2} \text{O}_2(\text{g}) \rightarrow \text{H}_2\text{O}(\text{l})$
  - $\text{H}_2\text{O}(\text{g}) \rightarrow \text{H}_2(\text{g}) + \frac{1}{2} \text{O}_2(\text{g})$
  - $2\text{H}(\text{g}) + \text{O}(\text{g}) \rightarrow \text{H}_2\text{O}(\text{g})$
  - $\text{H}^{+}(\text{aq}) + \text{OH}^{-}(\text{aq}) \rightarrow \text{H}_2\text{O}(\text{l})$
  - $2\text{H}(\text{g}) \rightarrow \text{H}_2(\text{g})$
  - $2\text{H}(\text{g}) + \text{O}(\text{g}) \rightarrow \text{H}_2\text{O}(\text{l})$
- Calculate the work needed to make room for products in the combustion of 1 mole of methane gas to carbon dioxide and water vapor at STP.
- Calculate the lattice enthalpy of magnesium chloride from the following data.  
enthalpy of formation of  $\text{Mg}(\text{g})$ :  $148 \text{ kJ}\cdot\text{mol}^{-1}$   
first ionization energy of  $\text{Mg}(\text{g})$ :  $736 \text{ kJ}\cdot\text{mol}^{-1}$   
second ionization energy of  $\text{Mg}(\text{g})$ :  $1450 \text{ kJ}\cdot\text{mol}^{-1}$   
enthalpy of formation of  $\text{Cl}(\text{g})$ :  $122 \text{ kJ}\cdot\text{mol}^{-1}$   
electron affinity of  $\text{Cl}(\text{g})$ :  $-349 \text{ kJ}\cdot\text{mol}^{-1}$   
enthalpy of formation of  $\text{MgCl}_2(\text{s})$ :  $-641 \text{ kJ}\cdot\text{mol}^{-1}$
- At the normal boiling point of ethyl ether,  $34.5^{\circ}\text{C}$ ,  $\Delta H^{\circ}$  of vaporization is  $26.0 \text{ kJ}\cdot\text{mol}^{-1}$ . Assuming that the volume of 1 mole of liquid ethyl ether is negligible and that ethyl ether vapor behaves as an ideal gas, calculate  $q$ ,  $w$ ,  $\Delta U$ ,  $\Delta S$ , and  $\Delta G$  for the reversible vaporization of 1 mole of ethyl ether at a constant pressure of 1 atm.
- At what temperature will the vapor pressure of water equal 600 Torr? Assume the enthalpy and entropy changes to be independent of temperature.
- The standard free energy of formation of benzene is positive. Benzene is a common, stable organic molecule. Is there a conflict between these facts?

7. A hydrogen electrode having a  $\text{H}_2(\text{g})$  pressure of 1.00 atm is combined with a standard calomel electrode, whose half-reaction is



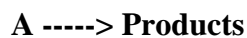
- (a) If the cell potential is 0.800 V, find the pH of the solution surrounding the hydrogen electrode.  
 (b) Calculate the cell potential when the hydrogen electrode is immersed in a neutral solution.

8. Calculate the  $K_{\text{sp}}$  of AgI (s) given the concentration cell below.



$$E_{\text{cell}} = 0.417 \text{ V}$$

9. The time-concentration data below were collected for the following reaction.

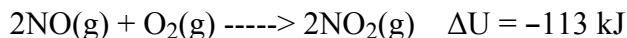


Determine the order of the reaction graphically and calculate the rate constant.

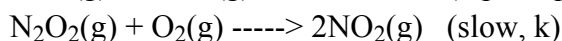
Time, s	0	1	2	3	4
[A], M	1.00	0.430	0.270	0.200	0.160

10. A charcoal sample from Stonehenge, an ancient megalithic site near Salisbury in Southern England, is analyzed by carbon-14 dating. A 1.00-g sample gave 9.65 disintegrations per minute. A 1.00-g sample of carbon from a modern source gave 18,400 disintegrations in 20.0 hours. How old is the charcoal from Stonehenge?

11. The reaction



is believed to occur by the following mechanism:



- (a) Derive the rate law predicted by this mechanism.  
 (b) Draw the energy profile (plot of energy versus reaction coordinate) for the reaction, clearly labelling all intermediates.